

**2025 national curriculum tests**

# **Key stage 1**

## **Mathematics braille transcript**

**Braille transcript for Paper 2: reasoning**



**Standards  
& Testing  
Agency**

**[braille page 1, facing page 2]**

In this booklet, \_\_\_\_ indicates a missing number or a missing sign.

In this booklet you will read the names of six children.

They are called:

Ajay

Amy

Ben

Kemi

Sam

Sita

**[braille page 2]**

Practice question

10

**[braille page 3]**

Diagram for question 1

1.


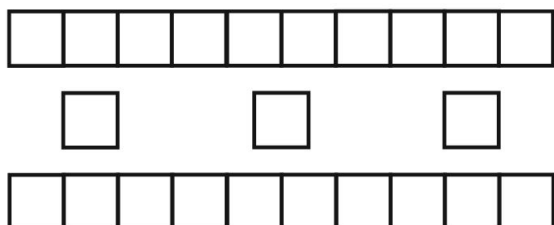
**[braille page 4]**

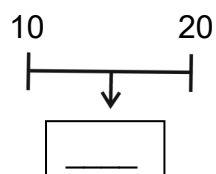
Diagram for question 2

2.

**[braille page 5]**

3.

Diagram for question 3



4. 2 3 4

### Test administration guidance

Please refer to *Administering the braille version of the key stage 1 mathematics Paper 2: reasoning* for details of instructions to read out to pupils at the start of the test. This is the script for the practice question and questions 1 – 5.

#### Practice

Look at the practice question.

Look at the number.

**What number is one MORE than ten?**

Write your answer.

1. Turn to the next page.

Look at the picture of a box of oranges.

**A shopkeeper has FIFTEEN oranges in a box.**

**He sells SIX of the oranges.**

**How many oranges does he have LEFT?**

Write your answer.

2. Turn to the next page.

Look at the picture of rods and squares.

**Each rod stands for TEN.**

**Each square stands for ONE.**

**What number does the picture show?**

Write your answer.

3. Turn to the next page.

Look at the number line.

**What number is HALF-WAY between ten and twenty?**

Write your answer.

4. Look at question 4.

Look at the three numbers.

**What is the TOTAL of two, three and four?**

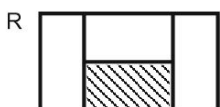
Write your answer.

[ Turn to transcript page 5 for oral question 5. ]

**[braille page 6]**

Diagram for question 5


5.

**[braille page 7]**

6. Amy's number has 8 tens and 7 ones.  
Write her number.

**[braille page 8, facing page 9]**

Diagram for question 7

**[braille page 9]**

7. Look at the diagram on the opposite page.  
Sam has 3 boxes of marbles.  
Each box has 4 marbles.

How many marbles does Sam have altogether?

\_\_\_\_\_ marbles

**[braille page 10]**

8. Look at the four numbers below.  
They are labelled P Q R and S.  
Write the letter that shows the number thirteen.

P. 30

Q. 13

R. 3

S. 31

Letter \_\_\_\_\_

**Test administration guidance**

5. Turn to the next page.

Look at the four shapes.

They are labelled P Q R and S.

**Write the letter of the TWO shapes that have exactly ONE QUARTER shaded.**

Stop the pupil and introduce the written section of the test.

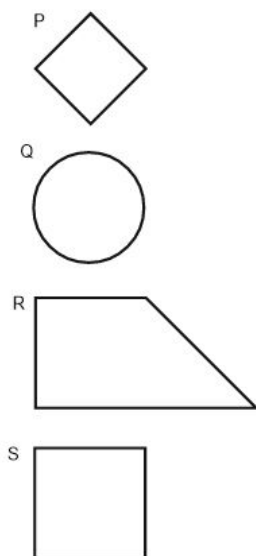
6. No specific guidance.

7. Make sure the pupil finds the boxes.

8. In the word 'thirteen' you may help a brailist to read the individual braille cells which may be unfamiliar in the word, but you must take care not to identify the complete written word, as this is what is being tested.

**[braille page 11, facing page 12]**

Diagram for question 9

**[braille page 12]**

9. Look at the four shapes on the opposite page.  
They are labelled P Q R and S.  
Write the letter of the shape that does not have a line of symmetry.

**[braille page 13]**

10. You have two models for this question.  
Look at the cube and the cuboid.  
Write the letter of the statement that is true about both shapes.  
P. Both have 12 faces each.  
Q. Both have 8 faces each.  
R. Both have 6 faces each.

**[braille page 14, facing page 15]**

11. Look at the four statements below.  
P. 1 hour is the same as 30 minutes.  
Q. 1 hour is the same as 60 minutes.  
R. 1 day is the same as 20 hours.  
S. 1 day is the same as 24 hours.

**[braille page 15]**

Only two statements are correct.  
Write the letter of each correct statement.

**Test administration guidance**

9. Make sure the pupil finds the four shapes on the facing page.
10. You have two model shapes for this question.  
Help the pupil to explore the shapes.  
You may tell the pupil which shape is the cube and which shape is the cuboid, and point out that the cube is labelled A and the cuboid is labelled B.
11. Make sure the pupil find the four statements on the facing page. Make sure the pupil writes two letters.

**[braille page 16]**

12. Look at the number sentences below.  
Write the missing numbers. One is done for you.  
 $5 + 5 = 10$

a)  $9 + \underline{\quad} = 12$

b)  $\underline{\quad} = 8 + 5$

.....


**[braille page 17]**


13. There are 8 trays of strawberries.  
Each tray has 10 strawberries.  
How many strawberries are there altogether?  
 $\underline{\quad}$  strawberries
- .....

**[braille page 18]**

Diagram for question 14

14. Ajay gets stickers for good work.

 = 1 point

 = 3 points

Ajay has     stickers.

How many points does Ajay have altogether?  
 $\underline{\quad}$  points

.....

**[braille page 19]**

15. Write a digit in each space to complete the number sentence.  
 $\underline{\quad} + 7 + \underline{\quad} = 15$
- .....

16. Kemi has 20 seeds.  
She gives some to Ben.  
Kemi has 8 seeds left.  
How many seeds does Kemi give Ben?  
 $\underline{\quad}$  seeds
- .....

**[braille page 20]**

17. The number sentences below total 20  
Write the missing numbers.  
One is done for you.  
 $11 + 9 = 20$   
a)  $15 + \underline{\quad} = 20$   
b)  $\underline{\quad} + 4 = 20$
- .....

**[braille page 21]**

18. A bottle holds half a litre of water.  
How many of these bottles makes one litre?  
 $\underline{\quad}$  bottles



---

**Test administration guidance**

12. Encourage the pupil to braille a before part a) and b before part b).
13. No specific guidance.
14. No specific guidance.
15. Make sure pupil writes two digits.
16. No specific guidance.
17. Encourage the pupil to braille a before part a) and b before part b).
18. No specific guidance.

**[braille page 22, facing page 23]**

19. Amy has four shapes.  
They are labelled P Q R and S.  
Amy sorts the shapes into two groups.

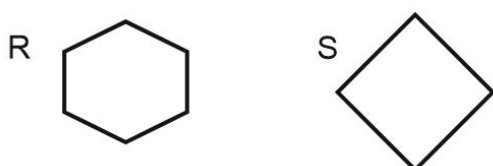
**[braille page 23]**

Diagram for question 19

Shapes with four vertices or fewer.



Shapes with 5 vertices or more.



Write the letter of the shape that is in the wrong group.

**[braille page 24]**

20. Ben has eleven £2 coins.  
How much money does Ben have?  
£ \_\_\_\_\_

**[braille page 25]**

21. Look at the five amounts P Q R S and T.  
Write the letter of each amount that can be made using only 5p coins.  
P. 20p  
Q. 13p  
R. 51p  
S. 15p  
T. 30p

**[braille page 26, facing page 27]**

22. Look at the three symbols below.  
+ - =

a) Use two of the symbols to complete the number sentences below.

12 \_\_\_\_\_ 5 \_\_\_\_\_ 7

Write the two symbols.

**[braille page 27]**

b) Now use two of the symbols to complete the number sentence below in a different way.

12 \_\_\_\_\_ 5 \_\_\_\_\_ 7

Write the two symbols.

**Test administration guidance**

19. Make sure the pupil finds the two groups of two shapes.
20. No specific guidance.
21. No specific guidance.
22. Make sure the pupil finds the two parts of the question on the facing pages.  
Encourage the pupil to braille a before part a) and b before part b).  
Make sure the pupil brailles the signs in the correct order.

**[braille page 28]**

Diagram for question 23

23. Look at the three shapes below.  
What fraction of each shape is shaded?  
One is done for you



a)



b)

**[braille page 29]**

24. Amy has 75p.  
Ben gives Amy three 5p coins.  
How much money does Amy have now?

**[braille page 30]**

25. A train has 93 people on board.  
At the station 21 people get off.  
Then 9 people get on.  
How many people are on the train now?  
Show your working.  
\_\_\_\_\_ people

**Test administration guidance**

- 23. Encourage the pupil to braille a before part a) and b before part b).
- 24. No specific guidance.
- 25. No specific guidance.

**[braille page 31]**

26. Here is a number sentence.  
 $12 + 7 = 19$

Write the letters of the two calculations below that can be used to check if the number sentence is correct.

P.  $19 - 12$

Q.  $19 + 12$

R.  $19 + 7$

S.  $19 - 7$

.....

**[braille page 32]**

27. Look at the four statements below.  
They are labelled P Q R and S.

P.  $3\text{cm} > 3\text{m}$

Q.  $3\text{kg} > 3\text{g}$

R.  $3\text{ml} > 3\text{l}$

S.  $3\text{p} > \text{£}3$

Only one of the statements is correct.  
Write the letter of the correct statement.

.....

**Test administration guidance**

26. Make sure the pupil writes two letters.
27. No specific guidance.

**[braille page 33, facing page 34]**

28. Kemi buys a banana for 23p.  
She pays with a 50p coin.  
Look at the four sets of coins on the opposite page.  
They are labelled P Q R and S.

**[braille page 34]**

- P. 20p 10p  
Q. 1p 10p 2p 10p  
R. 5p 20p 2p  
S. 5p 5p 10p  
Write the letter of the set of coins that shows how much change Kemi gets.
- .....

**[braille page 35]**

29. A puzzle has 40 pieces.  
Ben places 6 pieces into the puzzle.  
Sita places 19 pieces into the puzzle.  
How many pieces are left to finish the puzzle?  
Show your working.  
\_\_\_\_\_ pieces
- .....

**[braille page 36, facing page 37]**

30. The four times below show when each class went to lunch.  
Class P. 12:30  
Class Q. 11:45  
Class R. 12:15  
Class S. 12:45

Put the lunch times in order, starting from first to last.

**[braille page 37]**

- One is done for you.  
First Q  
\_\_\_\_\_  
\_\_\_\_\_  
Last \_\_\_\_\_
- .....



**Test administration guidance**

28. Make sure the pupil finds the two parts of the question on the facing pages.
29. No specific guidance.
30. Make sure the pupil finds the two parts of the question on the facing pages.

**[braille page 38, facing page 39]**

31. Look at the chart below.

Key: :: stands for 2 sandwiches.

Sandwich ..... Number of Sandwiches

tuna ..... :: ::

cheese ..... 

egg ..... 

, , , , , , , , , ,

**[braille page 39]**

How many of each sandwich is in the chart?

a) tuna \_\_\_\_\_

b) cheese \_\_\_\_\_

c) egg \_\_\_\_\_

[braille page 40]

32. Look at the list of numbers below.

27 35 37 43 45

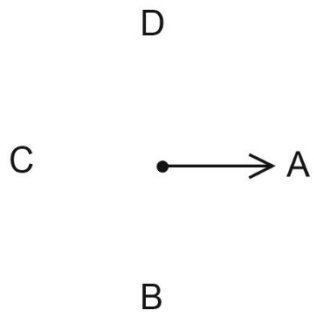
Write two numbers that add together to make 70

**Test administration guidance**

31. Make sure the pupil finds the chart and the 3 questions on the facing pages.  
Encourage the pupil to braille a before part a), b before part b) and c before part c).
32. Make sure the pupil writes two numbers.

**[braille page 41, facing page 42]**

Diagram for question 33



**[braille page 42]**

33. Look at the diagram on the opposite page.  
The arrow starts at A.  
It moves a three quarter turn in a clockwise direction.  
Write the letter the arrow stops at.

.....  
End of test

**Test administration guidance**

33. Make sure the pupil finds the diagram with the arrow and the labels on the opposite page.



Standards  
& Testing  
Agency

Key stage 1 mathematics  
Braille transcript of Paper 2: reasoning

Print version product code: STA/25/8908/BTp ISBN: 978-1-83507-325-4  
Electronic PDF version product code: STA/25/8908/BTe ISBN: 978-1-83507-337-7

**For more copies**

Additional copies of this braille print test paper can be ordered by contacting the national curriculum assessments helpline on 0300 303 3013. A transcript can be downloaded from [www.primaryassessmentgateway.education.gov.uk](http://www.primaryassessmentgateway.education.gov.uk) during May 2025, or afterwards from [www.gov.uk/government/collections/national-curriculum-assessments-past-test-materials](http://www.gov.uk/government/collections/national-curriculum-assessments-past-test-materials).

© Crown copyright

The materials in this booklet are Crown copyright. You may re-use them (not including logos) free of charge in any format or medium in accordance with the terms of the Open Government Licence v3.0, which can be found on the National Archives website and accessed via the following link: [www.nationalarchives.gov.uk/doc/open-government-licence](http://www.nationalarchives.gov.uk/doc/open-government-licence).



If you have any queries regarding these test materials, contact the national curriculum assessments helpline on 0300 303 3013 or email [assessments@education.gov.uk](mailto:assessments@education.gov.uk).